



Wireless Information Networking Group (WING)

IEEE VTS-BoG-Meeting February 2015

Report on IEEE TVT

Yuguang “Michael” Fang

Editor-in-Chief, IEEE Transactions on Vehicular Technology

Wireless Networks Laboratory (WINET)

Wireless Information Networking Group (WING)

Department of Electrical & Computer Engineering

University of Florida

February, 2015



Editorial Board (January 2015)

- Editor-in-Chief
 - **Michael Fang**
- Administrator
 - **Linke Guo & Jianqing Liu (+Haichuan Ding)**
- Area Editors
 - **Gerhard Bauch**: Wireless Communications
 - **Nei Kato**: Wireless Networks and Mobile Services
 - **Chris Mi**: Vehicular Electronics and Systems
- Editors



Recognition of Top Performers

- Top Editor Performance Award
 - Chau Yuen and Michel Yacoub
- Top Reviewer Award
 - Derrick Wing Kwan Ng, University of British Columbia, Canada
 - Hui Gao, Beijing University of Posts and Telecommunications, China
 - Salama Ikki, University of Newcastle upon Tyne, United Kingdom



Wireless Information Networking Group (WING)

Top 15 Editors (2014)

Editor	Average 1 st Decision Proc Time (days)	Workload
Yuen, Chau	50	28
Yacoub, Michel	53	25
Choi, Wan	64	25
Akin, Bilal	65	25
Elkashlan, Maged	66	25
Misic, Jelena	58	22
Chen, Jung-Chieh	59	21
Grieco, Alfredo	43	18
Zhou, Yiqing	61	21
Coon, Justin	68	21
Leung, Shu-Hung	54	20
Mao, Guoqiang	61	19
Chen, Hsiao-Hwa	59	18
Khaligh, Alireza	59	19
Au, Edward	41	14



ISI Impact Factor of This Journal

Year	Impact Factor	5-year Impact Factor	Cited Half-Life	Total Cites/ papers yearly
2013	2.642	2.667	4.8	9688/436
2012	2.063	2.019	4.8	7393/393
2011	1.921	1.910	4.9	6506/440
2010	1.490	1.824	5.9	5956/446
2009	1.488	2.006	7.3	5789/507
2008	1.308	2.239	8.2	6060/363
2007	1.191	1.411	7.9	3252/368

ISI Impact Factors for Peer Journals (2013)

Journal	Impact Factor	5-year Impact Factor	Cited Half-Life	Total Cites/ # of papers
IEEE JSAC	4.138	4.932	7.6	11449/294
IEEE Trans Mobile Computing	2.912	3.349	5.4	3801/189
IEEE Trans Wireless Communications	2.762	3.265	5.0	13350/556
IEEE Trans Vehicular Technol	2.642	2.667	4.8	9688/436
IEEE/ACM Trans Networking	1.986	2.969	7.6	5302/147
IEEE Trans Communications	1.979	2.092	>10.0	13107/446
Wireless Networks	1.055	1.167	8.5	1629/137



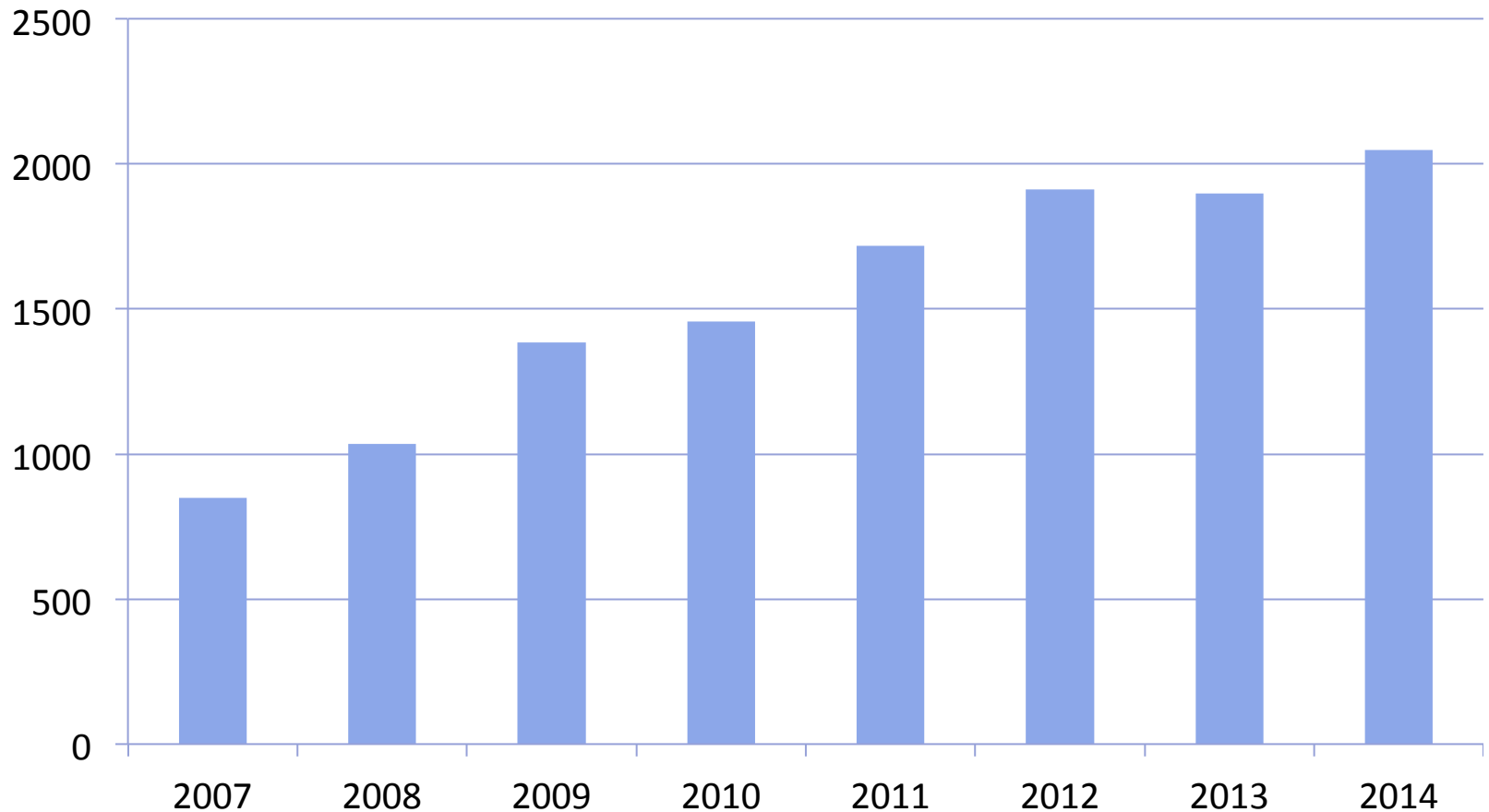
Other Statistics

- Telecommunications:
 - Impact factor (2-year): ranked 10th among journals and magazines; ranked 6th among journals
 - Impact factor (5-year): ranked 10th among journals and magazines; ranked 6th among journals
- China Journal Classification
 - Category 2 (all journals are grouped into about 4 categories according to impact factor with highest 1, TVT was 3 before and now it got into 2, considered a significant jump for researchers in China)



Wireless Information Networking Group (WING)

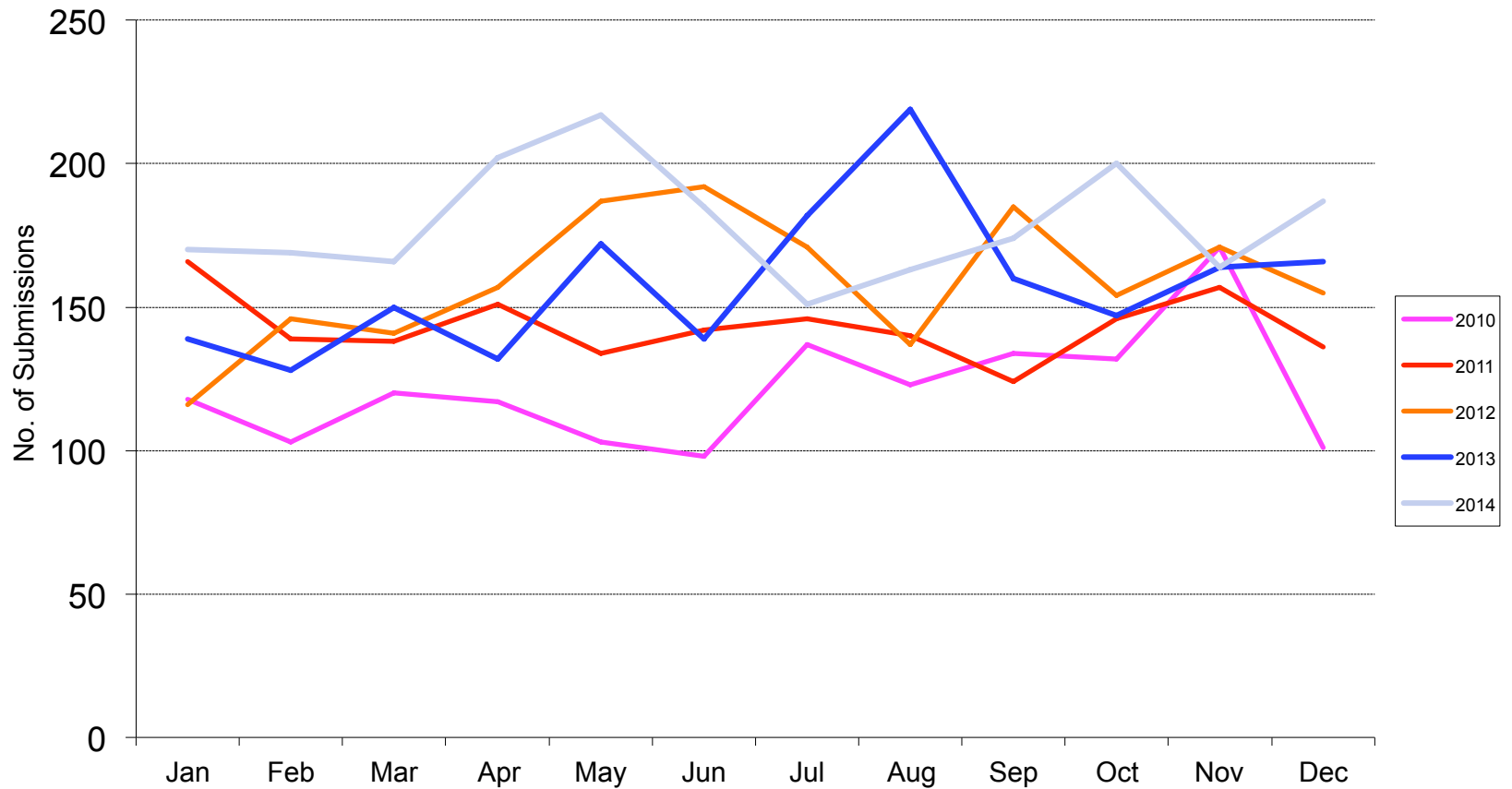
Submission Trend (2006-2014)



Year	2007	2008	2009	2010	2011	2012	2013	2014
Number of Submissions	848	1035	1385	1457	1719	1912	1898	2148



Submission Distribution (2010-2014)





Wireless Information Networking Group (WING)

Editorial Decision Statistics

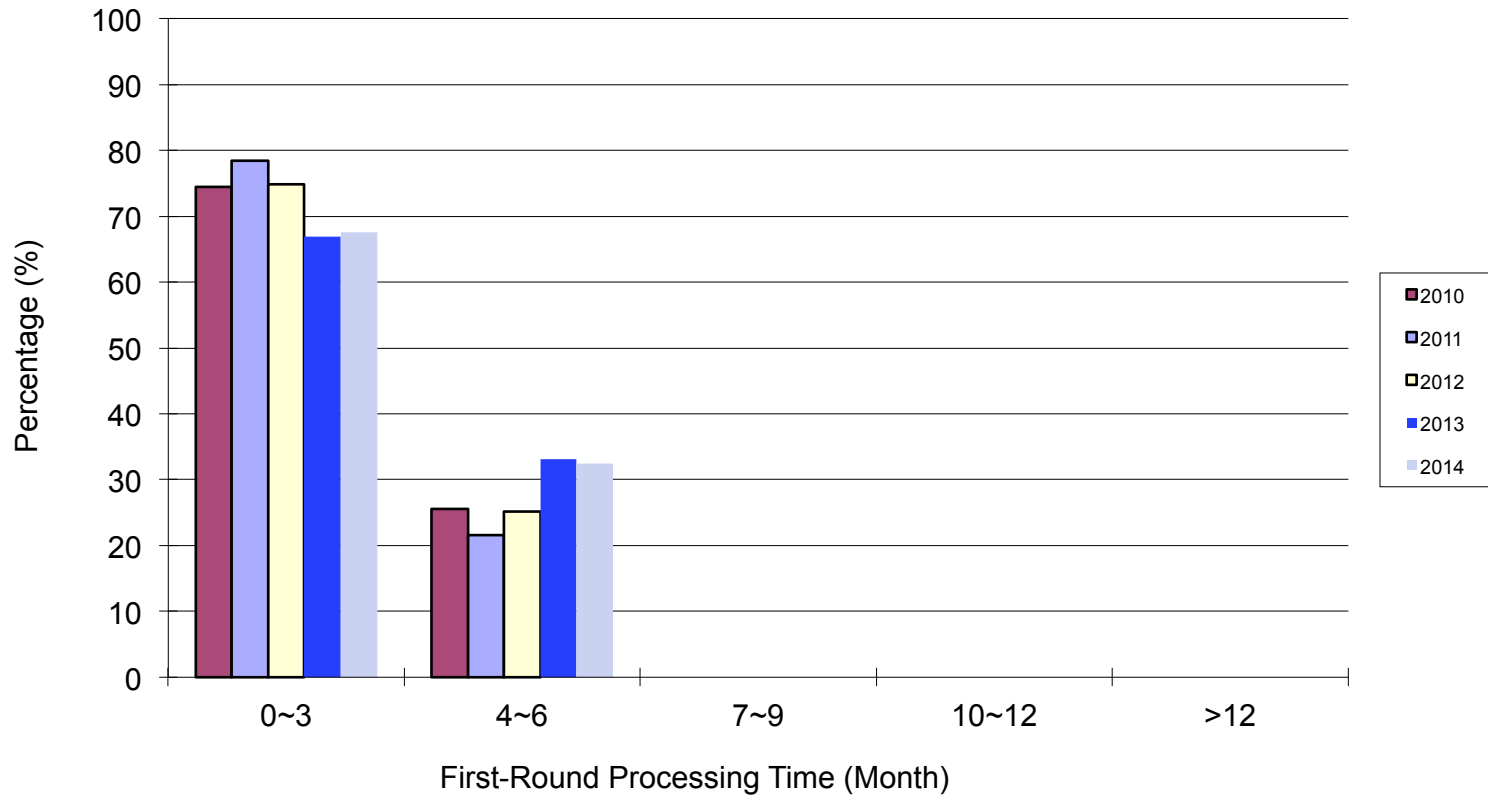
(As of Jan 1, 2015)

Year	2010	2011	2012	2013	2014
Accepted	396	474	538	567	290
Rejected	1021	1198	1313	1238	1021
Under process	0	0	13	18	723
Withdrawn	40	47	48	75	114
Total No. of Submissions	1457	1719	1912	1898	2148

Year	2010	2011	2012	2013	2014
Accepted	27.18%	27.57%	28.14%	29.87%	13.50%
Rejected	70.08%	69.69%	68.67%	65.23%	47.53%
Under process	0.00%	0.00%	0.68%	0.95%	33.66%
Withdrawn	2.75%	2.73%	2.51%	3.95%	5.31%
Total No. of Submissions	1,457	1,719	1,912	1898	2148



2010-2014 1st-Round Processing Time



Year	2010	2011	2012	2013	2014
Avg. 1 st -Round Processing Time (in Month)	2.3	2.25	2.38	2.524	2.48
S.d. 1 st -Round Processing Time (in Month)	1.3	1.21	1.29	1.335	1.44

Turnaround and Overall Processing Time (2010 -2014)

Year	2010	2011	2012	2013	2014
Avg. 1 st -Round Processing Time (Month)	2.30	2.23	2.38	2.52	2.48
Avg. 2 nd -Round Processing Time (Month)	1.76	1.81	1.88	1.87	1.66
Avg. 3 rd -Round Processing Time (Month)	1.17	1.27	1.25	1.11	0.96
Avg. 4 th -Round Processing Time (Month)	0.86	0.99	1.00	0.76	
Avg. 5 th -Round Processing Time (Month)	0.03	0.69	0.78		
Avg. Turn-around Processing Time (Month)	2.02	2.03	2.11	2.36	2.24
Avg. Overall Processing Time: "Accept" (Month)	7.25	6.98	7.26	6.53	5.83
Avg. Overall Processing Time: "Reject" (Month)	2.37	2.38	2.52	2.56	2.59

Year	2010	2011	2012	2013	2014
S.D. 1 st -Round Processing Time (Month)	1.30	1.21	1.29	1.34	1.44
S.D. 2 nd -Round Processing Time (Month)	0.76	0.88	0.97	0.87	0.78
S.D. 3 rd -Round Processing Time (Month)	0.77	0.89	0.94	0.82	0.68
S.D. 4 th -Round Processing Time (Month)	0.81	0.72	0.93	0.68	
S.D. 5 th -Round Processing Time (Month)	0.00	0.78	0.71		
S.D. Turn-around Processing Time (Month)	1.25	1.16	1.26	1.31	1.39
S.D. Overall Processing Time: "Accept" (Month)	2.70	2.66	2.85	2.30	2.14
S.D. Overall Processing Time: "Reject" (Month)	1.77	1.74	1.84	1.64	1.64

Average Submission-to-ePublication Duration (2013)

Journal	2013 Q1		2013 Q2		2013 Q3		2013 Q4		Total	
	Paper	Weeks	Paper	Weeks	Paper	Weeks	Paper	Weeks	Paper	Weeks
TVT	138	34.9	129	33.2	100	37	132	35.5	499	35.2
TWC	143	47.2	137	46.2	149	41.5	127	45.3	556	45.1
TCOM	139	51	108	44.5	98	43.9	85	39.2	430	44.7
ITS	32	39.2	62	36.8	57	38.5	46	37.2	197	37.9
PE	152	23.5	159	25	160	23.7	158	23.2	629	23.9
AP	182	37.1	162	35.7	183	34.2	187	37.2	714	36.1
ALL IEEE	7402	34	6891	33.7	7143	33.3	6617	32.2	28053	33.3

Average Submission-to-ePublication Duration (2014)

Journal	2014 Q1		2014 Q2		2014 Q3		2014 Q4		Total	
	Paper	Weeks	Paper	Weeks	Paper	Weeks	Paper	Weeks	Paper	Weeks
TVT	166	37.6	151	36.3						
TWC	167	44.5	220	40.7						
TCOM	88	37.9	106	36.5						
ITS	81	36.6	74	37.1						
PE	199	22.1	146	36.5						
AP	209	35.8	171	34.1						
ALL IEEE	7269	32	7240	32.2						



Xplore Downloads

Year	Pdf downloads
2008	361,071 (ranked 28 th)
2009	458,210 (ranked 21 st)
2010	486,646 (ranked 21 st)
2011	524,733 (ranked 21 st)
2012	571,270 (ranked 20 th)
2013	570,322 (ranked 20 th)
2014	589,365 (=pdf downloads+html views)